

Type 50 Blowout Preventer

AXON's Type 50 BOP is designed to provide a fast and reliable closure of the well bore during drilling operations. Its simple, compact design makes it well-suited for both subsea and surface drilling operations. Moreover, the one-piece Type 50 Ram assembly provides a pressure-energized seal with maximum contact area to the drill pipe, casing, or tubing. This ensures a lower rubber pressure to the pipe and increased seal life.



SPECIFICATIONS

- Bore: 7.06" to 26.75" (179 mm to 680 mm)
- Pressure rating: 2,000 psi to 15,000 psi (13.8 MPa to 103.5 MPa)
- Minimum Operating Pressure: 1,500 psi (10.3 MPa)
- Maximum Operating Pressure: 3,000 psi (20.7 MPa)
- Operating Ports: 1" NPT
- Temperature rating: Up to T-75 (-75 °F to 250 °F) (-59 °C to 121 °C)
- Designed and manufactured to ISO 13533 (API 16A) for Drill through Equipment

FEATURES / BENEFITS

- Oval ram and cavity design reduces stresses in the BOP body
- Manual locking screws are provided as standard
- Hydraulic locking devices are available for remote operation
- Large bore shearing bonnets available for shearing high strength pipe and casing
- The Type 50 BOP operating system also controls the opening of the BOP bonnets from the body for removal of the Ram block assemblies
- Variety of Ram assemblies are available, such as: blind, pipe, casing, variable bore, and shearing rams
- Flanged or hub end connections with BX, AX, or CX type gaskets
- Suitable for H2S service as standard per NACE MR0175

Type 50 Blowout Preventer

SPECIFICATIONS

Standard Bonnet Operating Data and Fluid Requirements

Bore Size & Working Pressure	Gallons to Open Rams	Gallons to Close Rams	Locking Screw Turns Each End	Closing Ratio	Opening Ratio
7-1/16" 3,000 - 15,000 psi	1.3	1.3	18	6.9:1	2.2:1
11" 3,000 - 10,000 psi	3.4	3.5	27	7.3:1	2.5:1
11" 15,000 psi	5.7	5.8	32	9.8:1	2.2:1
13-5/8" 3,000 - 10,000 psi	5.5	5.8	32	7.0:1	2.3:1
13-5/8" 15,000 psi	10.4	10.6	45	10.6:1	3.7:1
16-3/4" 3,000 - 5,000 psi	9.8	10.6	38	6.8:1	2.3:1
16-3/4" 10,000 psi	11.6	12.5	45	6.8:1	2.3:1
18-3/4" 10,000 psi	21.3	23.1	54	7.4:1	3.8:1
20-3/4" 3,000 & 21-1/4" 2,000 psi	8.1	8.7	46	7.0:1	1.3:1
21-1/4" 5,000 psi	27.3	30.0	54	7.2:1	4.0:1
21-1/4" 10,000 psi	24.5	26.9	51	7.2:1	4.0:1
26-3/4" 3,000 psi	10.1	10.8	58	7.0:1	1.0:1

Large Bore Shear Bonnets Operating Data and Fluid Requirements

Bore Size & Working Pressure	Gallons to Open Rams	Gallons to Close Rams	Locking Screw Turns Each End	Closing Ratio	Opening Ratio
7-1/16" 3,000 - 15,000 psi	2.4	2.5	18	10.4:1	3.4:1
11" 3,000 - 10,000 psi	6.8	6.9	27	12.0:1	4.3:1
11" 15,000 psi	8.9	9.0	32	15.2:1	3.4:1
13-5/8" 3,000 - 10,000 psi	10.5	10.9	32	10.8:1	3.7:1
13-5/8" 15,000 psi	16.0	16.2	45	16.2:1	5.6:1
16-3/4" 3,000 - 5,000 psi	18.1	19.0	38	10.4:1	3.6:1
16-3/4" 10,000 psi	18.1	19.0	45	10.4:1	3.6:1
20-3/4" 3,000 & 21-1/4" 2,000 psi	14.3	14.9	46	10.8:1	2.1:1

Type 50 Blowout Preventer

SPECIFICATIONS

Large Bore Shear Bonnets with Boosters Operating Data and Fluid Requirements

Bore Size & Working Pressure	Gallons to Open Rams	Gallons to Close Rams	Locking Screw Turns Each End	Closing Ratio	Opening Ratio
7-1/16" 3,000 - 15,000 psi	2.4	4.2	18	10.4:1	3.4:1
11" 3,000 - 10,000 psi	6.8	12.2	27	12.0:1	4.3:1
11" 15,000 psi	8.9	15.6	32	15.2:1	3.4:1
13-5/8" 3,000 - 10,000 psi	10.5	17.5	32	10.8:1	3.7:1
13-5/8" 15,000 psi	16.0	23.2	45	16.2:1	5.6:1
16-3/4" 3,000 - 5,000 psi	18.1	27.0	38	10.4:1	3.6:1
16-3/4" 10,000 psi	18.1	27.3	45	10.4:1	3.6:1
20-3/4" 3,000 & 21-1/4" 2,000 psi	14.3	24.4	46	10.8:1	2.1:1

AFTERMARKET SERVICES

Aftermarket is not an Afterthought™ differentiates AXON. Our focus is to provide you with high-quality products that perform, as well as ensure you receive continued customer satisfaction through our aftermarket training, repair, and servicing.

We are dedicated to providing you with an exceptional aftermarket experience in regards to both products and services. From immediate service on equipment at your operating site to skilled remanufacturing service, you can count on AXON to provide the quick response, superior know-how, and true sensitivity to your schedule.

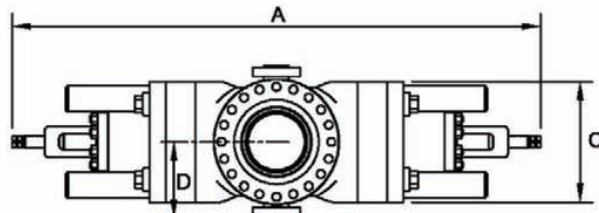
For instance, AXON Pressure Products provides 24/7 field service and a large inventory of the most requested parts to minimize downtime on your site. Additionally, we can provide you with package solutions through our expansive product line within AXON's six product groups.



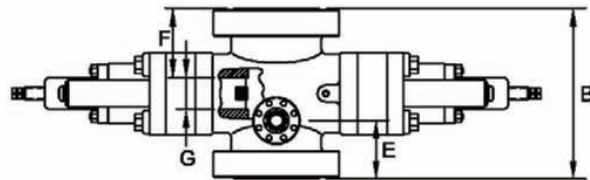
Type 50 Blowout Preventer

SPECIFICATIONS

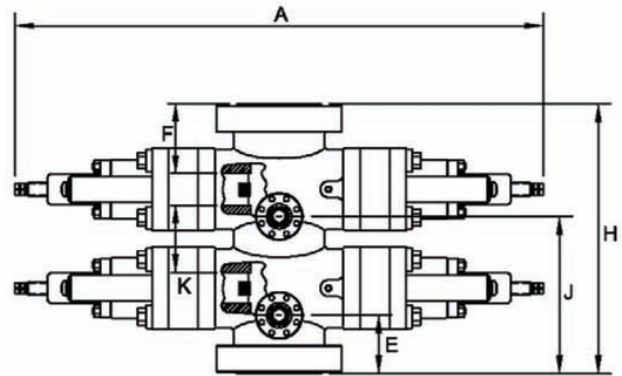
Dimensional Data



Top View - Single or Double



Side View - Single



Side View - Double

- A-1 Length, bonnets closed, locking screws in
- A-2 Length, bonnets open, locking screws out
- A-3 Length, bonnets closed, with wedgelocks
- A-4 Length, bonnets open, with wedgelocks
- B-1 Height, API flanged single
- B-2 Height, clamp hub single
- C Width, no side outlets
- D Centerline to outlet hub or flange (This dimension varies with outlet size per customer specification)

- E-1 Centerline of side outlet to bottom API flange
- E-2 Centerline of side outlet to bottom clamp hub
- F-1 Top of upper ram to top API flange
- F-2 Top of upper ram to top clamp hub
- G Height of ram
- H-1 Height, API flanged double
- H-2 Height, clamp hub double
- J-1 Centerline of upper side outlet to bottom flange
- J-2 Centerline of upper side outlet to bottom hub
- K Distance between rams

Size	Pressure Rating (psi)	Vertical Bore (in.)	A-1	A-2	A-3	A-4	B-1	B-2	C	E-1	E-2	F-1	F-2	G	H-1	H-2	J-1	J-2	K	Single Approx. Weight (lb.)	Double Approx. Weight (lb.)
7-1/16"	3000	7.06	74.00	109.50	-	-	24.06	-	20.25	8.75	-	7.84	-	5.50	41.00	-	25.69	-	11.44	2600	5000
7-1/16"	5000	7.06	74.00	109.50	-	-	27.50	25.19	20.25	10.41	9.25	9.82	8.47	5.50	44.19	41.88	27.09	25.94	11.19	2800	5200
7-1/16"	10000	7.06	74.00	109.50	-	-	30.56	25.19	20.62	11.06	9.38	12.03	10.34	5.50	48.62	45.25	29.12	27.44	12.56	3550	6400
7-1/16"	15000	7.06	74.00	109.50	-	-	31.81	-	20.82	11.69	-	12.66	-	5.50	49.88	-	29.75	-	12.56	3800	6750
11"	3000	11.00	96.25	146.88	-	-	29.06	-	20.12	9.81	-	10.53	-	6.75	49.25	-	30.00	-	13.44	5300	9900
11"	5000	11.00	96.25	146.88	110.12	150.19	34.31	29.31	25.12	12.44	9.94	13.16	10.66	6.75	54.50	49.50	32.62	31.12	13.44	5600	10200
11"	10000	11.00	96.25	146.88	110.12	150.19	35.69	32.19	25.75	13.12	11.38	13.84	12.09	6.75	55.88	52.38	33.31	31.56	13.44	6400	11300
11" Mod. 79	15000	11.00	124.00	175.31	124.50	167.12	44.81	33.88	32.00	16.69	11.22	17.78	12.31	9.25	69.75	58.81	41.62	36.16	15.69	10300	18400
13-5/8"	3000	13.62	112.12	171.50	122.69	166.06	31.31	-	29.25	10.31	-	11.53	-	7.50	53.38	-	32.38	-	14.56	7200	14300
13-5/8"	5000	13.62	112.12	171.50	122.69	166.06	33.81	31.94	29.25	11.56	10.62	12.78	11.84	7.50	55.88	54.00	33.62	32.69	14.56	7700	14800
13-5/8"	10000	13.62	114.12	172.75	124.69	167.31	41.69	32.81	30.25	15.12	10.69	17.09	12.66	7.50	66.62	57.75	40.06	35.62	17.44	10300	18400
13-5/8" Mod. B	15000	13.62	139.00	214.38	152.25	205.50	53.69	42.00	39.50	21.38	15.50	22.84	17.00	8.00	81.75	70.12	49.44	43.56	20.06	23700	43250
16-3/4" Mod. B	3000	16.75	127.25	204.56	147.25	199.38	40.06	31.75	35.75	13.31	9.16	15.41	11.25	9.25	65.88	57.56	39.12	34.97	16.56	13700	26850
16-3/4" Mod. B	5000	16.75	129.25	202.12	149.25	202.25	43.06	34.94	35.75	14.81	10.75	16.91	12.84	9.25	68.88	60.75	40.62	36.56	16.56	13750	26940
16-3/4"	10000	16.75	139.00	218.38	155.50	212.00	49.69	41.84	39.50	19.38	15.50	20.22	16.34	9.25	77.75	70.00	47.44	43.66	18.81	23300	43600
18-3/4"	10000	18.75	166.38	242.12	166.50	226.62	56.00	43.23	42.50	20.50	13.88	22.00	16.34	12.00	87.12	74.00	51.50	44.88	19.12	28800	56850
20-3/4"	3000	20.75	143.69	226.81	163.94	223.88	40.56	33.31	39.52	14.31	10.69	16.28	12.68	8.00	88.12	58.88	39.88	36.25	17.56	13650	25550
21-1/4"	2000	21.25	143.69	226.81	163.94	223.88	37.19	33.31	39.52	12.62	10.69	14.59	12.68	8.00	82.75	58.88	38.19	36.25	17.56	13250	25150
21-1/4"	5000	21.25	164.25	247.50	180.94	239.25	50.94	46.12	42.50	17.97	17.19	18.72	14.69	13.50	82.38	74.00	49.03	45.00	17.56	30000	58000
21-1/4"	10000	21.25	163.38	250.38	181.12	239.50	66.00	53.00	47.25	24.53	18.03	26.25	19.75	13.50	100.06	87.06	58.59	52.09	20.56	34650	65500
26-3/4"	3000	26.75	169.62	275.36	-	-	48.31	-	46.25	17.44	-	19.81	-	8.00	78.88	-	48.00	-	22.56	24000	44200

NOTES:

All dimensions are in inches.

All BOPs conform to ISO 13533 - API 16A.

Outlet sizes up to 4.06" bore (7.06" on 26-3/4" BOP) can be provided (studded, clamp, hub or flanged per customer specifications).

Spacers between double BOPs can be provided for tool joint clearance.